

FJORD  
38  
xpress

## specification



### technical details

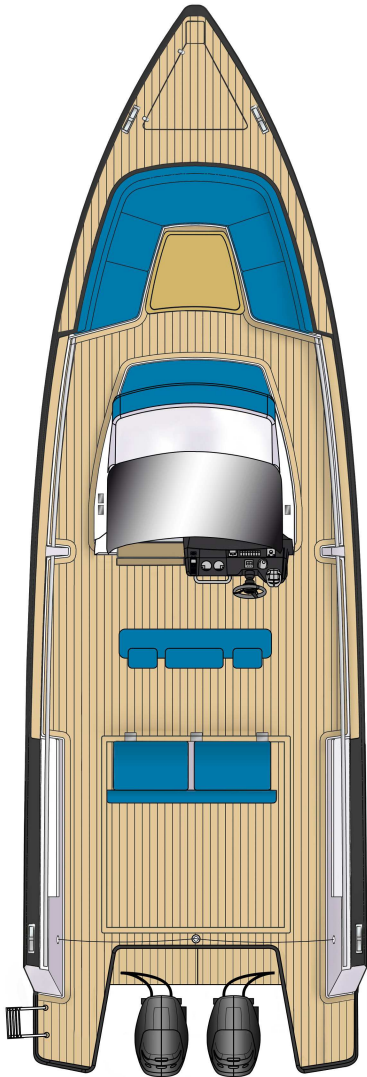
according to ISO 8666

LOA	11.63 m	38' 2"
Hull length	11.28 m	37'
Beam	3.64 m	11' 11"
Draft max	0.94 m	3' 1"
Water tank	200 l	44 UK gal
Fuel tank	758 l	167 UK gal
Displacement	6.06 t	5.96 UK t
CE Category	B	B
Max. persons	12	12

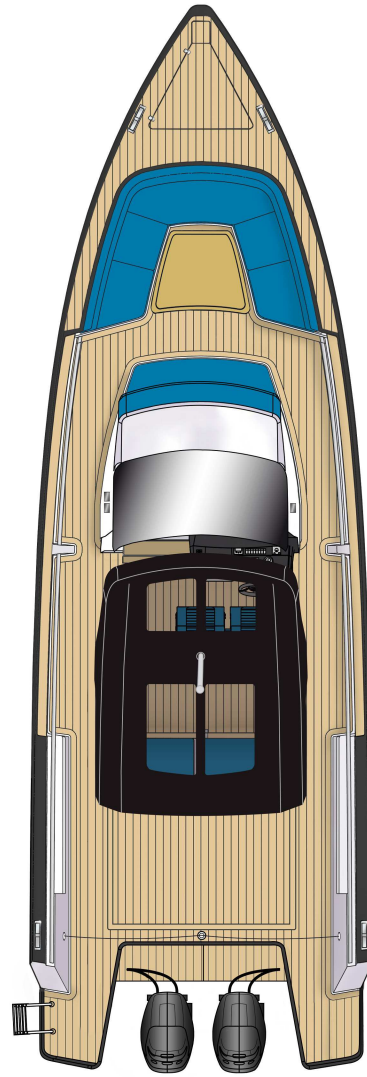


\*Max. outboard horse power: 2x350 hp, max. speed allowed: 45 knots. FJORD reserves the right to change specifications in line with the company policy of improvement through research and development. All measurements/figures approximate. Errors and omissions are excepted. Specification and material can be changed without notice. Please check with your dealer for a full list of inclusions. Valid from 2020.03.13.

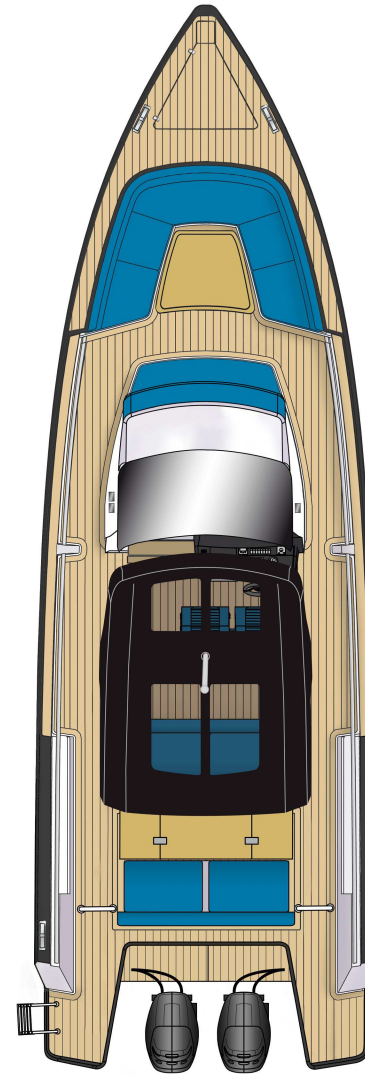
*FJORD 38 xpress / exterior & interior layouts*



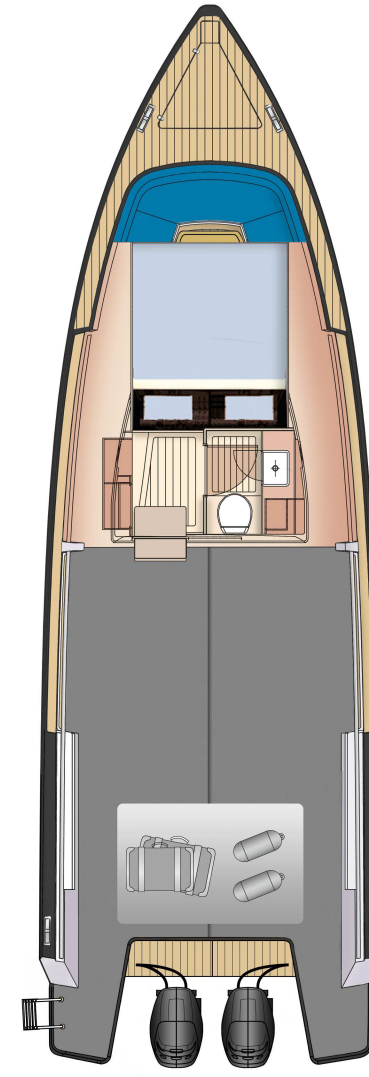
*standard*



*option*



*option*



A1

*standard*

# FJORD 38 xpress / standard equipment

## HULL

- / GRP hull, isophthalic gelcoat, colour: signal white (according to colour card), 1st layer vinyl ester resin
- / Waterline, isophthalic gelcoat, colour: dark grey (according to colour card)
- / 3 openable portholes (2 in master cabin, 1 in toilette)

## DECK & COCKPIT

- / Pilot- Copilot bench
- / Dashboard, colour: signal white (according to colour card), with foot support, handrail and switch panel
- / GRP deck, isophthalic gelcoat, colour: signal white (according to colour card), 1st layer vinyl ester resin. Self draining anchor locker. Anchor arm in stainless steel. Stainless steel tie bar for fender. Large diameter stainless steel handrails, wired guard rail at stern and deck hatch at bow storage.
- / Gunwale in GRP
- / Fender strip, rubber, colour: white
- / FJORD steering wheel with tilting system
- / Full windscreen
- / Shower unit with cold water
- / Bathing ladder, telescopic, integrated in the stern
- / 4 aluminium mooring cleats, stainless steel handrails
- / Fixed pilot and copilot bench, 1 cockpit bench with hinged backrest and manual deck hatch in cockpit for access to storage room
- / U-shaped bench at bow incl. table with fixed leg and cover

## PROPULSION

- / Fuel tank, capacity: 760 litres

## ELECTRICAL EQUIPMENT

- / 12 V and 230 V electric system with 230 V shore power connection. Sockets in master cabin (1), toilet (1), storage room (1) and 12V on dashboard (1)
- / Engine battery preparation incl. main switches
- / Batteries-Service: 1 x 160 Ah AGM
- / Country Version: EU / AUS
- / Wireless charging in cabin for mobile phone
- / Manual toilet
- / Spotlights and indirect lights in master cabin. Light in toilette and storage room.
- / Holding tank, capacity: 60 litres
- / Water tank, capacity: 200 litres
- / Bilge pumps: automatic electric (2) and manual emergency bilge pump in cockpit (1)

## NAVIGATION & INSTRUMENTS

- / Compass
- / Fjord safety cloud with 24 months subscription and device installed on board

## LAYOUT & INTERIOR

- / A1: Master cabin with double berth, fridge and storage. Fully equipped head with handheld shower.

## UPHOLSTERY & WOOD

- / Upholstery and covered mattress scheme: porto bello, colour: cream (according to colour card)
- / Exterior seating material, upholstery scheme: matrix, colour: gull wing (according to colour card)
- / Upholstery helmsman seats - synthetic leather, colour: dark grey (according to colour card)
- / Carpet for cabin (according to colour card)
- / Interior furniture in high quality marine plywood, colour: warm mahogany (according

to colour card)

## TRANSPORT

- / Identified locations for hand held fire extinguishers - (hand held fire extinguishers are not supplied), FJORD Owner's Manual in FJORD document bag