



FJORD
38
open

ONCE AHEAD *Designed for the future*
ALWAYS AHEAD

The new FJORD 38 open



FJORD 38 OPEN

One drive and you will understand. The FJORD 38 open was engineered for those who look beyond convention and seek out the extraordinary. This is proved first and foremost by performance figures that need to be experienced to be appreciated.

/ supreme driving dynamics:
40 knots max. speed

/ 2 engine options from strong to extreme power:
540 hp or 640 hp

/ V-shaped hull: creates great stability, yet permits breathtaking dynamics

/ driven by Volvo Penta D4 DPH – superior torque across the entire performance range

DESIGNED FOR
THE FUTURE

CREATED FOR PURE
LUXURY FEELING

40 KN HIGH
SPEED

12 GUESTS



FJORD
38
open

FJORD 



LOOK

UNMISTAKABLE. INIMITABLE. IRRESISTIBLE.

Matching the iconic overall appearance of the *FJORD 38 open*, the dashboard features a stylish glass bridge design. Enjoy ultimate control of all electronic displays through a single touchscreen interface.

- | aerodynamic T-top with tinted glass
- | frameless windscreen and T-top work as a stylistic unity
- | full-size double pilot seat with armrest and bolster for extra comfortable driving

DESIGN THE DECK OF YOUR DREAMS

The bow section offers a U-shaped sofa and a forward-facing double seat. When it comes to the cockpit, several options are at your choice. Do you prefer one or two benches? A fixed or a lowerable table? No matter which layout you opt for: the extensible T-top covers the entire cockpit whenever you and your friends need some shade.

CHOOSSE



COOL



A YACHT TO MEET EVERY NEED

The term "open" is more than just a model description. It stands for a boisterous, summery lifestyle. Invite up to twelve friends to a party, enjoy freshly prepared culinary delights during an intimate dinner. Or just settle in the cushy lounge at the bow.


- / stylish open galley with fridge
- / swimming platform with bathing shower
- / high-end wireless entertainment system





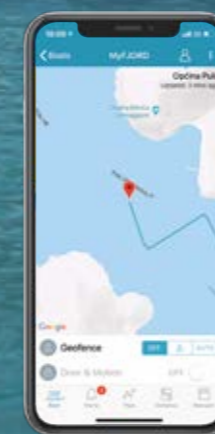
KEEP AN EYE ON YOUR BOAT 24/7

Everyone is talking about the digital future. But FJORD implements it – with the first cloud-based telematics system for series production motor yachts. You can access your boat's technical data and functions live via the mobile app or via the owner's area at www.fjordboats.com. Intelligent functions such as BoatMonitoring, eLogbook and eServicebook enable you to keep an automatic logbook, stay on top of all service dates and monitor your yacht seamlessly.



MANUALS

All manuals and instructions within one app.



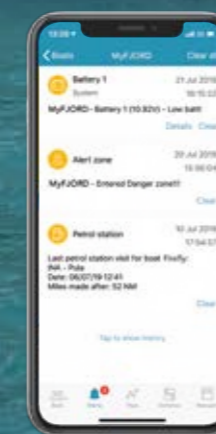
POSITION

Track your position in real-time.



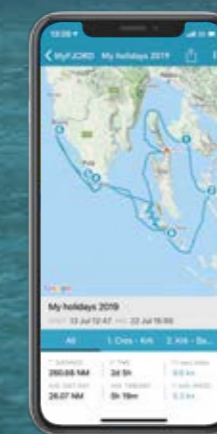
SENSORS

Monitor your charge levels and devices.



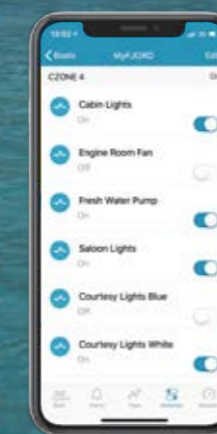
ALARMS

Push notifications on current events.



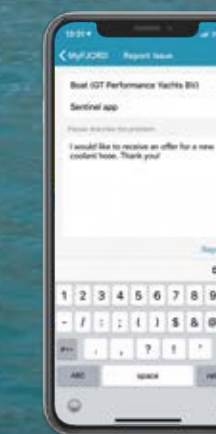
TRIP LOG

Share your cruises and track data with friends.



CONTROL

Operate your electronic devices by remote control.



LIFE REPORT

Direct contact to your dealer for quick help.

*Controlling and sensors depend on the configuration of your FJORD.

MOOD



MAKE MOVIE SCENES BECOME REAL

All elements work together to create marvellous adventures under the open skies.





LET LUXURY SURROUND YOU

/ top-class owner's cabin – puristic design, sophisticated
ambience, plenty of headroom

/ precious woods and contemporary materials combine to an
exquisite blend of fine surfaces

/ adjacent head with top-class designer fixtures, sink and toilet

/ a gentle and indirect lighting creates a pleasant ambience





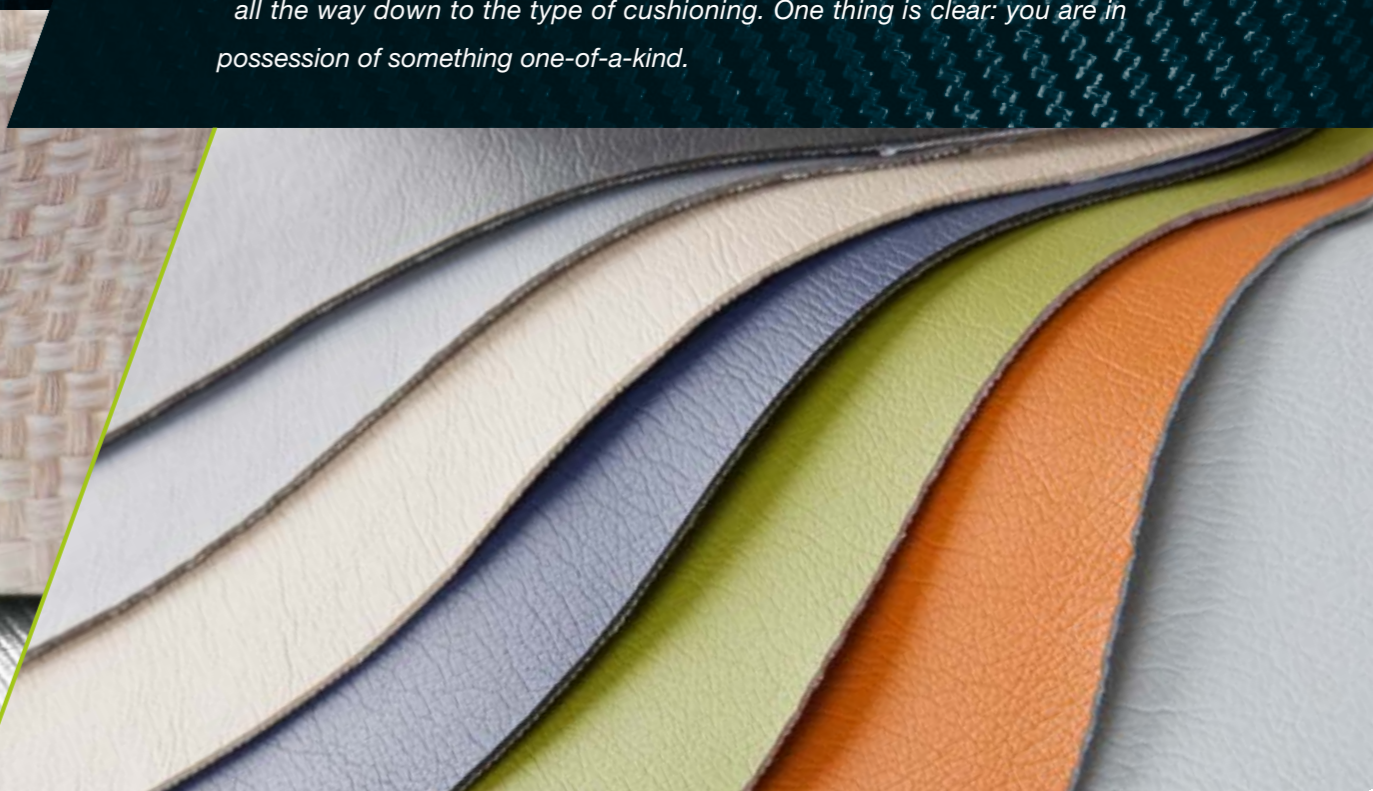
COLOURS & MATERIALS

Among the many aspects that make your *FJORD 38 open* unique, customisation is an essential one. You choose the colours and the furnishings all the way down to the type of cushioning. One thing is clear: you are in possession of something one-of-a-kind.

the hull and waterline can be painted in a great variety of colours



first-class quality, high range of possibilities: the upholstery



BE UNIQUE

LOA	11.50 m	37' 9"
Hull length	11.40 m	37' 5"
Beam	3.64 m	11' 1"
Draught	1.03 m	3' 5"
Fresh water capacity	200 l	44 UK gal
Fuel capacity	600 l	132 UK gal
Displacement	6.4 t	6.3 UK t
CE Category	B	B
Max. persons	12	12
Engines Standard	2 x Volvo Penta D4-270 approx. 30 knots*	
Engines Option	2 x Volvo Penta D4-320 approx. 40 knots*	
Design	Allseas Design & FJORD	

*All performance figures are given in good faith and are intended as an indication. These figures cannot be guaranteed as the top speed in particular is affected by the cleanliness of the hull, conditions of the propellers, weight carried and air/sea temperature. FJORD reserves the right to change specifications in line with the company policy of improvement through research and development. Errors and omissions expected. Please check with your dealer for a full list of inclusions. Above specifications are non-contractual. Valid from 01.07.2019



main deck
standard



main deck
option with t-top
and galley



main deck
option
with galley and aft bench
with high-low cockpit table



main deck
option
with galley and aft bench
with high-low cockpit table



cabin concept





52 open



44 open



44 coupé



40 open



38 open



38 xpress

FJORD
38
open

FJORD 
BE UNIQUE

This brochure is not contractual. The yachts depicted partly comprise special equipment not included in the standard scope of supply. Illustrations may not correspond with current versions. Subject to alterations in design and equipment without notice and errors excepted. Printing: Druckhaus Panzig. Design: smz GmbH. Renderings: alpha3